

**Submittal Data: LIVS12HP230V1B** 12,000 BTU/H (208/230V) Wall Mounted Heat Pump System

Job Name \_\_\_\_\_ Location \_\_\_\_\_ Date \_\_\_\_\_

Purchaser \_\_\_\_\_ Engineer \_\_\_\_\_

Submitted To \_\_\_\_\_ For  Reference  Approval  Construction

Unit Designation \_\_\_\_\_ Schedule No. \_\_\_\_\_

**GENERAL FEATURES**

- High Efficiency DC Inverter Technology
- Compact and Quiet Design
- Wireless Remote with LCD Display
- Wi-Fi Ready ( Sold Separately Kit PN: WSBE02)
- XK41 Wired Prog. Controller ( Sold Separately)
- Low Ambient Cool to 0 deg F
- Blue Fin Condenser Coil
- 5 year Limited Parts Warranty



**System Ratings**

|                         |       |                    |
|-------------------------|-------|--------------------|
| <b>Cooling</b>          |       |                    |
| Rated Capacity          |       | 12,000 BTU/H       |
| Capacity Range          |       | 3,753-12,500 BTU/H |
| Power Input (Max)       |       | 1,300 W            |
| SEER                    |       | 16.0               |
| EER                     |       | 9.25               |
| <b>Heating at 47° F</b> |       |                    |
| Rated Capacity          |       | 13,000 BTU/H       |
| Capacity Range          |       | 3,924-14,000 BTU/H |
| Power Input (Max)       |       | 1,250 W            |
| HSPF                    |       | 9.0                |
| COP                     |       | 3.1                |
| <b>Heating at 17° F</b> |       |                    |
| Rated Capacity          |       | 8,100 BTU/H        |
| <b>Operating Range</b>  |       |                    |
| Cooling                 | (Max) | 115°F (46 C)       |
|                         | (Min) | 0°F (-18 C)        |
| Heating                 | (Max) | 75°F (24 C)        |
|                         | (Min) | -4°F (-20 C)       |

**Indoor Unit Data**

|                             |              |             |
|-----------------------------|--------------|-------------|
| <b>Fan Motor</b>            | Type         | Cross-Flow  |
|                             | Output Power | 20 W        |
|                             | FLA          | 0.3 A       |
| <b>Airflow</b>              |              |             |
| Cooling                     | Wet (Lo/Hi)  | 194/400 CFM |
| Heating                     | Dry (Lo/Hi)  | 194/400 CFM |
| <b>Sound Pressure Level</b> |              |             |
| Cooling                     | (Min/Max)    | 29/45 db(A) |
| Heating                     | (Min/Max)    | 29/45 db(A) |
| <b>Dehumidification</b>     |              | 2.96 pt/hr  |

**Refrigerant Piping Data**

|                                |           |
|--------------------------------|-----------|
| Gas Pipe Size (OD)             | 3/8-in    |
| Liquid Pipe Size (OD)          | 1/4-in    |
| Connection Method              | Flared    |
| Factory Charge                 | 30.0 oz   |
| Additional Charge              | 0.2 oz/ft |
| Pre-Charge Length              | 25-ft     |
| MAX Refrigerant Pipe Length    | 66-ft     |
| MIN Refrigerant Pipe Length    | 10-ft     |
| MAX Refrigerant Pipe Elevation | 33-ft     |

**Outdoor Unit Data**

|                         |              |                           |
|-------------------------|--------------|---------------------------|
| <b>Compressor</b>       | Type         | DC Inverter Driven Rotary |
|                         | RLA          | 6.6 A                     |
| <b>Refrigerant Type</b> |              | R410A                     |
| <b>Fan Motor</b>        | Output Power | 30 W                      |
|                         | FLA          | 0.37 A                    |
| <b>Sound Pressure</b>   |              |                           |
| Cooling/Heating         |              | 53/53 db(A)               |

**Electrical Data**

|                            |  |                           |
|----------------------------|--|---------------------------|
| <b>Power Supply</b>        |  |                           |
| Normal Operational Voltage |  | 208/230 V, 1 Phase, 60 Hz |
| Voltage Range              |  | 187 - 253 V               |
| MCA                        |  | 9.0 A                     |
| MOCP/Breaker Size          |  | 15 A                      |
| Main Power Wire Size       |  | 14-2 AWG                  |

| <b>SYSTEM FEATURES</b>             |                            |
|------------------------------------|----------------------------|
| Inverter Type                      | G10                        |
| Ultra Low Frequency Torque Control | Yes                        |
| Power Factor Correction            | Yes                        |
| Compressor Type                    | High Eff. Rotary           |
| Refrigerant Type                   | R410A                      |
| Basepan With Electric Heater       | YES                        |
| Compressor With Electric Heater    | YES                        |
| Outdoor Fin Coating                | Blue Fin                   |
| Intelligent Defrosting             | YES                        |
| Intelligent Preheating             | YES                        |
| Low Voltage Startup                | YES                        |
| Memory/Power Failure Recovery      | YES                        |
| Self Diagnosis                     | YES                        |
| Wired Controller Interface (XK-41) | YES                        |
| Wi-Fi Interface Capable            | Optional (see PN: WSBEC01) |
| Indoor Fan Type                    | Crossflow                  |
| Multi Fan Speeds                   | 4 Speeds                   |
| Indoor Unit Display                | YES                        |
| Advance Filter                     | Optional (see Filter Kits) |
| Auxiliary Electrical Heater        | NO                         |
| Ventilation (Outdoor Air)          | NO                         |

| <b>REMOTE CONTROLLER FUNCTIONS</b> |     |
|------------------------------------|-----|
| Auto Mode                          | YES |
| Auto Fan                           | YES |
| Auto Swing (Horizontal Auto Swing) | NO  |
| Auto Swing (Vertical Auto Swing)   | YES |
| Clock on Remote Controller         | YES |
| Dry Mode                           | YES |
| Dry Anti-Mildew (X-Fan) Mode       | NO  |
| Energy Saving Mode                 | YES |
| Dirty Filter Alert                 | NO  |
| I Feel Function                    | YES |
| Lock on Remote Controller          | YES |
| Quiet Mode                         | NO  |
| Room Temperature Display           | YES |
| Sleep Mode                         | YES |
| 4 Sleep Modes Options              | NO  |
| Timer Mode                         | YES |
| Turbo Mode                         | YES |
| Display On/Off Control             | YES |
| Freeze Guard Mode                  | YES |
| Display On/Off Control             | YES |
| Freeze Guard Mode                  | YES |

**COOLING PERFORMANCE (BtuH)\***

| Outdoor Ambient DB | Indoor Ambient Temperature |       |              |       |              |        |              |        |
|--------------------|----------------------------|-------|--------------|-------|--------------|--------|--------------|--------|
|                    | 68F DB (20C)               |       | 73F DB (23C) |       | 80F DB (27C) |        | 82F DB (28C) |        |
|                    | 57F WB (14C)               |       | 61F WB (16C) |       | 67F WB (19C) |        | 68F WB (20C) |        |
|                    | TC                         | SHC   | TC           | SHC   | TC           | SHC    | TC           | SHC    |
| 0°F                | 7,558                      | 5,928 | 7,986        | 6,260 | 8,954        | 7,024  | 9,327        | 7,316  |
| 5°F                | 7,656                      | 6,005 | 8,088        | 6,341 | 9,128        | 7,159  | 9,508        | 7,458  |
| 14°F               | 7,852                      | 6,159 | 8,292        | 6,503 | 9,476        | 7,431  | 9,871        | 7,740  |
| 23°F               | 8,388                      | 6,580 | 8,972        | 7,038 | 10,280       | 8,063  | 10,708       | 8,399  |
| 32°F               | 10,172                     | 7,978 | 10,880       | 8,533 | 11,916       | 9,343  | 12,413       | 9,732  |
| 41°F               | 11,520                     | 9,035 | 12,240       | 9,598 | 13,080       | 10,259 | 13,625       | 10,686 |
| 50°F               | 11,384                     | 8,930 | 12,108       | 9,497 | 12,960       | 10,166 | 13,500       | 10,589 |
| 59°F               | 11,104                     | 8,707 | 11,824       | 9,274 | 12,840       | 10,072 | 13,375       | 10,492 |
| 68°F               | 10,824                     | 8,488 | 11,544       | 9,055 | 12,600       | 9,882  | 13,125       | 10,294 |
| 77°F               | 10,548                     | 8,273 | 11,264       | 8,833 | 12,360       | 9,696  | 12,875       | 10,100 |
| 86°F               | 10,244                     | 8,034 | 10,960       | 8,594 | 12,000       | 9,412  | 12,500       | 9,804  |
| 95°F               | 9,996                      | 7,840 | 10,708       | 8,399 | 11,844       | 9,290  | 12,338       | 9,678  |
| 104°F              | 9,748                      | 7,645 | 10,460       | 8,205 | 11,688       | 9,169  | 12,175       | 9,551  |
| 113°F              | 9,248                      | 7,252 | 9,960        | 7,812 | 11,192       | 8,776  | 11,658       | 9,142  |
| 115°F              | 9,220                      | 7,231 | 9,920        | 7,780 | 11,148       | 8,742  | 11,613       | 9,106  |

**HEATING PERFORMANCE (BtuH)\***

| Outdoor Ambient DB | Indoor Ambient Temperature |        |              |        |              |        |              |        |
|--------------------|----------------------------|--------|--------------|--------|--------------|--------|--------------|--------|
|                    | 68F DB (20C)               |        | 73F DB (23C) |        | 80F DB (27C) |        | 86F DB (30C) |        |
|                    | 57F WB (14C)               |        | 61F WB (16C) |        | 67F WB (19C) |        | 72F WB (22C) |        |
|                    | TC                         | SHC    | TC           | SHC    | TC           | SHC    | TC           | SHC    |
| -4°F               | 6,821                      | 6,821  | 6,756        | 6,756  | 6,642        | 6,642  | 6,374        | 6,374  |
| 0°F                | 7,390                      | 7,390  | 7,321        | 7,321  | 7,199        | 7,199  | 6,902        | 6,902  |
| 6°F                | 7,796                      | 7,796  | 7,723        | 7,723  | 7,593        | 7,593  | 7,280        | 7,280  |
| 10°F               | 8,121                      | 8,121  | 8,044        | 8,044  | 7,910        | 7,910  | 7,585        | 7,585  |
| 16°F               | 8,365                      | 8,365  | 8,288        | 8,288  | 8,149        | 8,149  | 7,812        | 7,812  |
| 19°F               | 8,531                      | 8,531  | 8,446        | 8,446  | 8,308        | 8,308  | 7,963        | 7,963  |
| 24°F               | 9,478                      | 9,478  | 9,397        | 9,397  | 9,254        | 9,254  | 8,913        | 8,913  |
| 32°F               | 10,583                     | 10,583 | 10,502       | 10,502 | 10,359       | 10,359 | 10,018       | 10,018 |
| 41°F               | 11,846                     | 11,846 | 11,765       | 11,765 | 11,627       | 11,627 | 11,282       | 11,282 |
| 43°F               | 12,163                     | 12,163 | 12,082       | 12,082 | 11,940       | 11,940 | 11,598       | 11,598 |
| 47°F               | 13,264                     | 13,264 | 13,130       | 13,130 | 12,903       | 12,903 | 12,342       | 12,342 |
| 53°F               | 13,398                     | 13,398 | 13,260       | 13,260 | 13,028       | 13,028 | 12,464       | 12,464 |
| 59°F               | 13,703                     | 13,703 | 13,565       | 13,565 | 13,325       | 13,325 | 12,748       | 12,748 |
| 64°F               | 13,995                     | 13,995 | 13,853       | 13,853 | 13,609       | 13,609 | 13,020       | 13,020 |
| 70°F               | 14,259                     | 14,259 | 14,113       | 14,113 | 13,869       | 13,869 | 13,268       | 13,268 |
| 75°F               | 14,458                     | 14,458 | 14,312       | 14,312 | 14,060       | 14,060 | 13,451       | 13,451 |

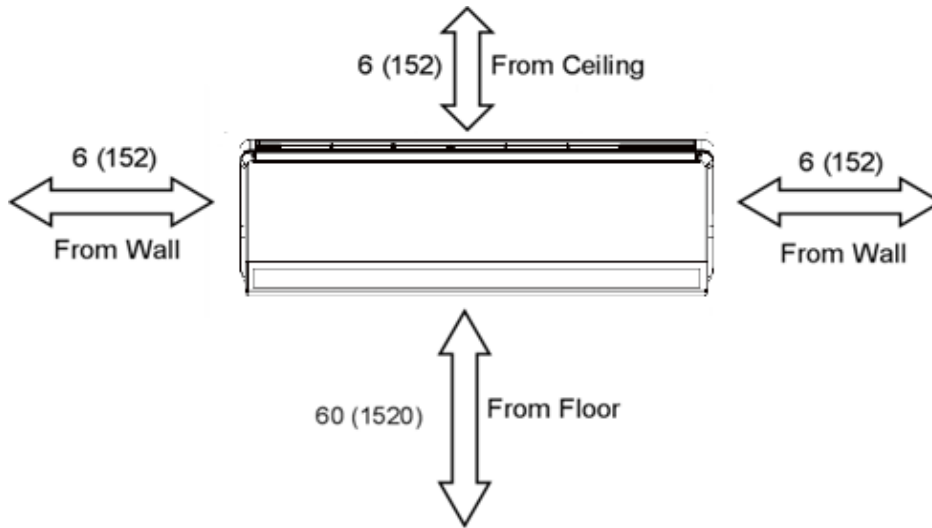
\* Maximum system capacity

TC- Total Capacity ( BtuH)  
 SHC- Sensible Capacity (BtuH)

MINIMUM SPACING REQUIREMENTS

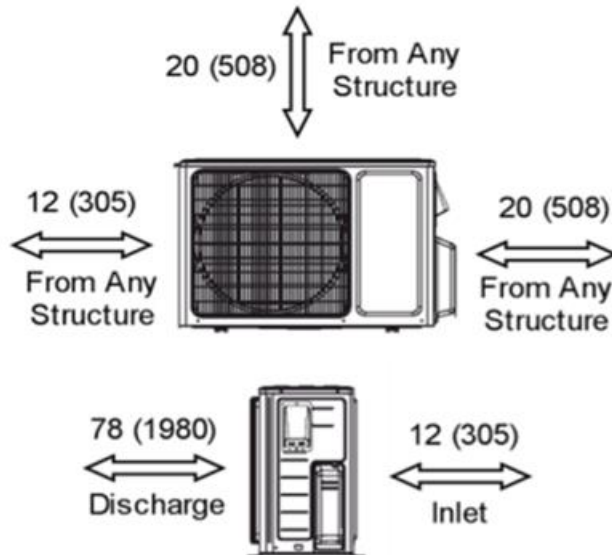
Units: inch (mm)

INDOOR



Units: inch (mm)

OUTDOOR



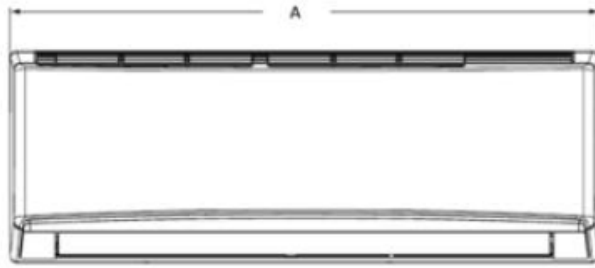
## DIMENSIONAL SPECIFICATIONS

## LIVS12HP230V1B

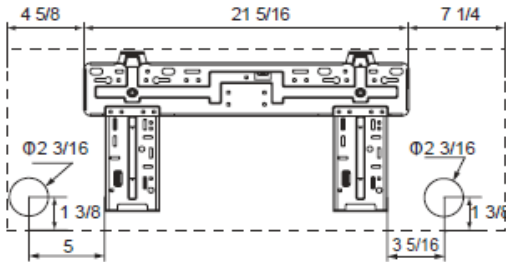
### INDOOR UNIT DIMENSIONS

Units: inch

Model No: LIVS12HP230V1BH



| Dimensions |      |
|------------|------|
| A          | 33.3 |
| B          | 11.4 |
| C          | 8.3  |



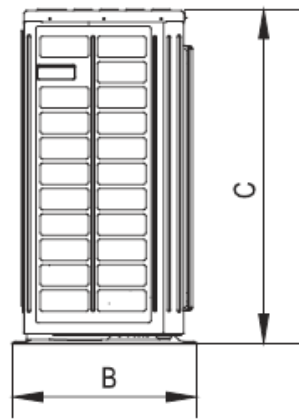
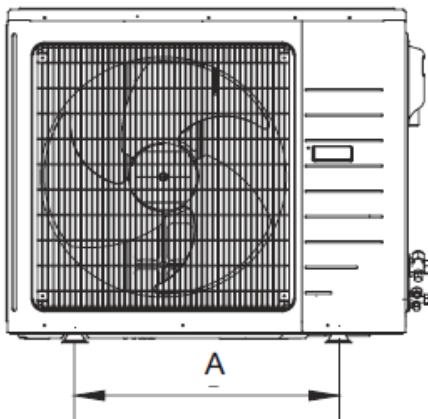
Weight (Net/Gross) 23.2/28.7 lbs

|                   |                  |
|-------------------|------------------|
| Liquid Line Valve | 1/4-in OD Flared |
| Gas Line Valve    | 3/8-in OD Flared |
| Drain Connector   | 5/8-in OD        |

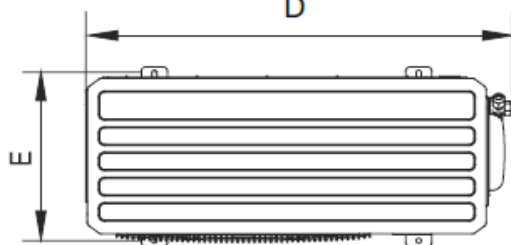
### OUTDOOR UNIT DIMENSIONS

Units: inch

Model No: LIVS12HP230V1BO



| Dimensions |      |
|------------|------|
| A          | 20.0 |
| B          | 12.6 |
| C          | 21.3 |
| D          | 30.6 |
| E          | 11.3 |



Weight (Net/Gross) 69.5/75.0 lbs

|                   |                  |
|-------------------|------------------|
| Liquid Line Valve | 1/4-in OD Flared |
| Gas Line Valve    | 3/8-in OD Flared |

**Notes:**

1. Recommended Interconnecting Cable Type 14 AWG 4 Stranded Copper Conductors THHN 600V Wire
2. Power wiring cable size must comply with applicable national and local codes.
3. Test conditions are based on AHRI 210/240.

Specifications are subject to change without notice. Manufacturer reserves the right to discontinue or modify specifications or designs without notice or without incurring obligations. All rights reserved.